

# BULLETIN

DECEMBER 2015



**FEDERATION OF BRITISH  
AQUATIC SOCIETIES**  
[www.fbas.co.uk](http://www.fbas.co.uk)



**COVER PHOTO:**  
Discus at the Festival of  
Fishkeeping by **TREVOR BUTLER**

**NEWS, VIEWS AND ARTICLES  
BY FISHKEEPERS FOR FISHKEEPERS**

# FLUVAL<sup>®</sup> EDGE

ADD DESIGN TO YOUR LIFESTYLE



Fluval EDGE brings an exciting new look to aquatics, combining the most modern aquarium design with the beauty of nature. The result is an utterly stylish complement to any home or office space.




#### 360° Viewing

Glass top for spectacular views from all angles and less evaporation for reduced maintenance



#### Clear Healthy Water

Easy to use cascading flow filter with 3 stage filtration for a healthy, oxygenated environment



#### Clean Lines

The filter and retractable lighting modules are hidden from view for a clean, modern look



For more information visit [www.hagen.com](http://www.hagen.com)



**FEDERATION OF BRITISH  
AQUATIC SOCIETIES**  
[www.fbas.co.uk](http://www.fbas.co.uk)



# QUARTERLY BULLETIN



**WINTER 2015**



## CONTENTS

<i>EDITORIAL</i>		Page 4
<i>AQUARIUM WARS</i>	Dr David Ford	Page 5
<i>FESTIVAL REPORT</i>	Trevor Butler	Page 9
<i>FESTIVAL HIGHLIGHTS AND RESULTS</i>		Page 12
<i>FISH NUTRITION</i>	Les Holliday (Hagen)	Page 24
<i>CTENOPOMA ANSORGII</i>	Bill Myers	Page 28
<i>A HOT SUMMER EVENING</i>	Malcolm Goss	Page 31
<i>GREEN CORNER - WATERSPRITE</i>	Twyla Lindstrom-Peters	Page 32
<i>PEACOCK GOBY</i>	Twyla Lindstrom-Peters	Page 34

Opinions expressed in any article remain those of the author and are not necessarily endorsed by this publication.

All material is the copyright of the author, the photographer and/or the FBAS and should be treated as such.

**Edited, published and produced for the FBAS website by Les Pearce**

# **EDITORIAL**

Welcome to the Winter 2015 edition of the Bulletin and firstly, may I take this opportunity to wish everyone a very merry Christmas and all the very best for the New Year. I hope everyone has a great 2016 for fishkeeping, showing and in general.

I would like to apologise for the delay in publication of this edition. This is due to a culmination of a number of different factors, all conspiring to delay publication. I hope you feel the end result was worth the wait.

This issue contains extensive news and results from the 2015 Festival of Fishkeeping. A very big 'Well Done' to all those involved with either organisation, build-up, participation, showing or even just supporting the event by visiting. There are also plenty of other articles for you ranging from the fishkeeping 'scene' in Spain to Peacock Gobies.

Once again, I must voice my usual plea for contributions, large or small, for the next issue. If you can possibly supply photographs with your news or article, this is most welcome but if you can't, don't worry. Anything you wish to send in is always more than welcome.

Just send your article and photographs to me using the contact details below. Items are best sent as an email attachment but, if you prefer, you are most welcome to send them by post, either as a hard copy or on a memory card or stick which will, of course, be returned to you. Also if you have any constructive comments or ideas for future issues, I will be glad to hear them.

Once again, a very Merry Christmas and a Happy New Year.

LES PEARCE (FBAS Bulletin Editor).

Email: [Les\\_the\\_Fish@sky.com](mailto:Les_the_Fish@sky.com)

Post to: 44 Weeks Road, RYDE, Isle of Wight, PO33 2TL



# AQUARIUM WARS!

## DR. DAVID FORD (Aquatic Services)

This is about the Spanish fishkeeping scene. I once worked in Spain and tried to take my love of fishkeeping with me...but discovered they eat their fish rather than make them pets. In fact, in Galicia, where most workers are fishermen, it is considered bad luck to have a live fish in the home. I did find one small Public Aquarium – in Madrid. Different nowadays, of course, to cater for the tourists there are Public Aquariums galore, especially in Catalonia.

Anyway, work done, I returned to the UK – and fishkeeping – but recently I visited Madrid and decided to check out that Madrid Aquarium, especially as it has celebrated its 50 years in business.

It is actually an aquarium shop but opened its basement as a small, but interesting, public aquarium – called in Spanish 'Acuarium Madrid'. I found it was still there – just off the very centre of Madrid, the Plaza del Sol. The road Calle de Preciados runs from the Plaza into the Calle del Maestro Victoria where the shop has stood for more than 50 years. But now I found it was surrounded by the superstore 'El Corte Inglés'.....



This store (the name means 'The English Cut' – the world's best fashion, of course) is the largest multi-national store in all Europe, but it is Spanish despite the name. The shop, like all Spain, has problems with the Euro and its many stores have 'rebajas' (sales). This includes their pet section, called 'Zoo Planet' (the English name is used) where they sell aquarium fish as well as other small pets.

I found the Madrid Aquarium shop is now sandwiched between the giant main store and its Zoo Planet section....

The Aquarium Madrid is an old-fashioned aquarium shop, and certainly looks it between the glossy new El Corte Inglés buildings.



They have 'ofertas' to equal the 'rebajas' being sold next door. They have also branched out into terrariums with inverts and small vertebrates of all kinds.

The Zoo Planet has superb modern display tanks – and even a veterinary section with vets attending for consultations (but they could not deal with fish diseases – I checked).



There are marine, tropical and coldwater displays and the usual foods and accessories. The Germans seem to have cornered that market – all the foods were JBL and Sera and the pumps and filters were Eheim...



But the Aquarium Madrid sold a wide selection of European goods in a traditional clutter....



The fish quality seemed equal...the prices were similar...but it was fascinating to see the modern and the traditional standing side by side. The Aquarium Madrid shop was crowded, the El Corte Inglés 'Zoo Planet' had only a few customers. But that changed on a Sunday...the Aquarium Madrid shop only



opened 'lunes a sabado', unlike the Zoo Planet which was still open at 9pm on a Sunday evening.

The 'public aquarium' basement in the Aquarium Madrid had a sign saying it was closed. A 'temporary situation due to a refit' the shop assistant claimed, whereas the Zoo Planet had displays that were designed to attract the children...



The Aquarium Madrid had furnished tanks too, but in the old-fashioned style...



Which did I prefer? Both! If I wanted to buy a piece of equipment I guess it would be the Zoo Planet, but if I wanted to browse or indulge in nostalgia, it would be Aquarium Madrid. Both are there – do visit if you take a 'City Centre Holiday' or will be if the aquarium war doesn't end...



# FESTIVAL OF FISHKEEPING 2015



## Report and Photos By TREVOR BUTLER

As the Assistant Organiser on behalf of the team I would like to thank all those who visited and took part in this year's festival at The Hounslow Urban Farm but I do feel that the attendance of the clubs and club members was noticeable down this year which is a shame as the festival is there for the members and a lot of effort is put in to make the festival as interesting as possible.



We hope everyone enjoyed all the displays, trade stand and activities at this year's show along with all the animals at the farm. The Supreme Breeders, Pairs show and Diamond final on Saturday were very well supported and had many fine examples the show culminated with the British Open on Saturday and finally the Supreme Championship. The Festival

Open Show had a good selection of entries. Thanks goes to Adrian and his team who ran the show.

Congratulations to Alan Finnigan and all the other winners. The Discus Display of first class Discus was put on by Mark at Devotedly Discus. Hounslow DAS put on the furnished tank, Aquascape and Nano tank Display, which was a point of interest again this year. Special thanks to Pete Caria for the Aquascape which he tells us will be his last, well he's being doing them for over 45 years he must know how to do them by now. We would also like to wish Brian





Chittendon all the best as he told us that this is his last year as he is giving up supplying his hand made tanks and he and his wife will be missed.

It was very nice to see Mike Clark at the show this year. Mike worked for Interpet and was one of the original organisers of the festival back in the eighties at Weston Super Mare.



I would like to thank our sponsors for the various events: Hagen, Practical Fishkeeping, Tetra, Amwell for their support. Special thanks to Amwell Aquatics and Simply Koi for the loan of all the display fish. The Hounslow Urban Farm's reptile stand was very

entertaining with various lizards and snakes and the tortoises tank gave delight to many. The kids' entertainment area with the face painting was also a success.

The Society stands selling their own home breed fish and other information proved to be successful but we could always do with more Breeders and Societies to participate next year, home bread fish are always popular and what better place to sell your surplus stock.



Joe, Paul and I would like to thank our build team who are all members of The Festival AS and the sub teams and everyone else who helped throughout the show, without whose help the Festival would not take place (see the picture at the end of this report for most of the team). We would like to give a very special thank you to Terry Hewitt and Nigel Atwell for staying until Tuesday to help with breakdown also many thanks to the ladies for running the catering area

this year and food was excellent, especially Grace and Glenys for feeding the team throughout the build-up, festival and breakdown which helped to sustain life.

Alan & Jenny Stevens who organised the Supreme contests so they ran smoothly and Alan also found the time everyday posting pictures of the build up on Facebook so people could see the effort being put in by the show team volunteers, but maybe many of the club members saw them all and said we've seen it all on facebook and so they didn't bother coming but from those pictures you can see how much work goes into the festival.

We are running the Festival again next year on October 2nd and 3rd and hopefully with more new displays. I can promise you that things will be different next year, hopefully the Festival will be better than ever and we look forward to seeing many more society members at next year's show. We are hoping to reinstate the Fighter competition and the discus show.

We are always looking for helpers for build-up, manning stands and especially break down if you are interested please contact Joe, Paul or myself. We would advise booking early for any Specialist Societies and Clubs who wish to have a display stand and/or sales tank. Remember it is your show, please support it.



### **The Festival Team 2015**

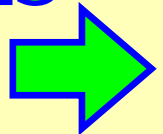
From left to right: Colin and Joan Pannell, Viv, Les and Bella Pearce, Glenys Cambridge with Keith Clark hiding behind her, me kneeling down, Joe Nethersell (in his best suit) Les Cannell, Nigel Atwell, The Guna Man (who looks a lot like Joe), Barry, Terry Hewitt and Glow in the dark Paul Corbett. Missing from this picture is Alan Stevens and Grace Nethersell .



# 2015 FESTIVAL OF FISHKEEPING

ON 3 & 4  
OCTOBER  
2015

HIGHLIGHTS  
AND  
RESULTS





# FESTIVAL OF FISHKEEPING

## FBAS SUPREME 2015 CHAMPIONSHIP FINAL



2015 FBAS SUPREME CHAMPION  
*Geophagus brasiliensis* - Alan Finnegan



2nd Place - *Synodontis angelicus*  
Alan Finnegan



3rd Place - *Aulonacara freibergi* Eureka  
Alan Finnegan



4th Place - *Aulon. maylandi* Sulphur Head  
Alan Finnegan



5th Place - *Protomelas taeniolatus*  
Alan Finnegan



6th Place - *Ambastia sidthimunki*  
Alan Finnegan

Judged by Dave Nice



# FESTIVAL OF FISHKEEPING

## 2015 BRITISH OPEN CHAMPIONSHIP



2015 BRITISH OPEN CHAMPION  
*Geophagus brasiliensis*  
Allan Finnegan



2nd Place - *Sawbwa resplendens*  
Roy Chapman



3rd Place - *Paraneetroplus argenteus*  
Tansie Harrison



4th Place - *Otopharynx lithobates*  
Allan Finnegan



5th Place - *Leporacanthicus galaxias*  
Allan Finnegan



6th Place - *Aulonacara jacobfreibergi*  
Allan Finnegan

Judged by **Paul Barrow**



# FESTIVAL OF FISHKEEPING

## *Diamond Class Final*



**1st Place - *Aphanius danfordi***

Roy Chapman



**2nd Place - *Aphanius danfordi***

Roy Chapman



**3rd Place - *Nannostomus marginatus***

Roy Chapman



**4th Place - *Nannostomus marginatus***

Roy Chapman



**5th Place - *D. rhombocellatus***

Allan Finnegan



**6th Place - *Nannostomus beckfordi***

Roy Chapman

**Judged by Alan Stevens**

# FESTIVAL OF FISHKEEPING

## SUPREME BREEDERS



2015 SUPREME BREEDER *Danio margaritatus*  
Tim's Fishroom



2nd Place *Sawbwa resplendens*  
Allan Finnegan



3rd Place *Danio tinwini*  
Tim's Fishroom



4th Place *Pseudomugil paskae*  
Allan Finnegan



5th Place *Pseudomugil ivantsoffi*  
Allan Finnegan



6th Place *Poeciliopsis baenschii*  
Terry Hewitt

**Judged by  
Les Pearce**

# FESTIVAL OF FISHKEEPING

## SUPREME PAIRS



2015 SUPREME PAIR - *Ambastia sidthimunki*  
Alan Finnegan



2nd Place - *Sawbwa resplendens*  
Allan Finnegan



3rd Place - *Xiphophorus helleri* Red Eyed Red  
Allan Finnegan



4th Place - *Brachyrhaphis roseni*  
Allan Finnegan



5th Place - *Yunnanilus cruciatus*  
Allan Finnegan



6th Place - *Trigonostigma heteromorpha*  
Tim's Fishroom

Judged by  
Keith Cocker



# FESTIVAL OF FISHKEEPING



## FESTIVAL OPEN SHOW

sponsored by **FLUVAL**

### MAIN RESULTS

Best in Show (Dc)	<i>Aulonacara maylandi</i> 'Sulphur Head'	Allan Finnegan
Reserve (La)	<i>Ambastia sidthimunki</i>	Allan Finnegan
Reserve (C)	<i>Abramites hypselenotus</i>	Allan Finnegan

Championship Class Ba	<i>Puntius everetti</i>	S & D Edwards
Championship Class Cb	<i>Nannostomus marginatus</i>	S & D Edwards
Championship Class L	<i>Yunnanilus cruciatus</i>	Allan Finnegan

Diamond Class U	Common Goldfish	Ron Allum
Diamond Class V	Ryukin	Nieve Haines

#### NOTE: QUALIFY FOR 2016 DIAMOND FINAL

Pairs (Egglayers)	<i>Pseudomugil furcata</i>	Tim's Fishroom
Pairs (Livebearers)	<i>Phalloceros caudimaculata</i> <i>reticulata auratus</i>	Terry Hewitt
Breeders (Egglayers)	<i>Danio tinwini</i>	Tim's Fishroom
Breeders (*Livebearers)	<i>Xiphophorus xiphidium</i>	Allan Finnegan

Aquascapes Marion Allum


Aquatic Plants Amazonian Frogbit Allan Finnegan

*The Organisers sincerely thank all Exhibitors, Judges and visitors alike who contributed to the success of the Festival*

# FESTIVAL OF FISHKEEPING

## FURNISHED AQUARIUMS

These Furnished Aquariums, set up by members of the Festival Show Team, left the visitor in no doubt that an aquatic event was in progress!







**1st Place - Malcolm Goss**



**2nd - Peter Cairn**



**3rd - Barry Meades**



**4th - Dick Mills**



**5th - Peter Anderson**



**6th - Ron Allum**

# FESTIVAL SHOW LEAGUE 2015

## FINAL POSITIONS



**1ST PLACE**  
**ROY CHAPMAN**

**861 POINTS**

<b>2ND S &amp; S BROWN</b>	<b>248</b>
<b>TERRY HEWITT</b>	<b>248</b>
<b>4TH ALLAN FINNEGAN</b>	<b>162</b>
<b>5TH KEITH SOLLITT</b>	<b>157</b>
<b>6TH ALAN STEVENS</b>	<b>108</b>


<b>MIKE KIRKHAM</b>	<b>107</b>
<b>HEATHER GARDNER</b>	<b>63</b>
<b>S &amp; D EDWARDS</b>	<b>61</b>
<b>M. BRYAN</b>	<b>58</b>
<b>JOHN EGAN</b>	<b>56</b>
<b>JOHN SMITH</b>	<b>52</b>
<b>PETER QUESTED</b>	<b>52</b>
<b>RON BALDOCK</b>	<b>49</b>
<b>NEVE HAINES</b>	<b>44</b>
<b>GLENN JOYCE</b>	<b>41</b>
<b>ALLAN BEST</b>	<b>40</b>
<b>PETER DEAN</b>	<b>40</b>
<b>STEVE SMITH</b>	<b>39</b>
<b>RAY HOGG</b>	<b>31</b>





**2015 FBAS SUPREME CHAMPION**  
**Allan Finnegan, with Judge Dave Nice,**  
**son Jack and Chairman Joe Nethersell**

# THEY'RE ALL WINNERS!



**ORGANISER'S TROPHY**  
**Alan Finnegan**



**2015 NATIONAL SHOW LEAGUE**  
**Roy Chapman**



**CHAIRMAN'S TROPHY**  
**Rolf C.Hagen - Fluval**



**Paul Barrow (TTAA Judge) receives his 'Yellow Badge'**  
**from Chairman Joe Nethersell**




**FURNISHED DISPLAY**

The visiting public voted **Entry No 4** by Malcolm Goss (receiving his Trophy left) the winner



David Ford (near right) hopefully sends his Show report into cyberspace, whilst Mike Clarke (ex-Interpet and instigator of the very first Festival in 1988) popped in to see for himself how things have developed since



**A Happy bunch of Breeders!**

**All together now - Aaaaaah!**



# FLUVAL TAKES FISH NUTRITION UP TO THE NEXT LEVEL

By **LES HOLLIDAY**

The Hagen Fluval brand has been a dominant feature of the aquatic scene since its first introduction back in 1975. An endless range of innovative Fluval products have since been developed from filtration to heating and aquariums to water care in order to adapt to consumers' changing needs whilst setting the bar in terms of quality, style and functionality.

The latest development to come from Fluval follows the same innovative approach, allowing an exciting new range of complete, balanced fish foods to be created that have been specially produced using top quality, pure, fresh ingredients from the best natural sources. To ensure this, Fluval nutritional experts have extensively travelled the globe to be able to source the most reputable and reliable suppliers and enable high quality nutrition to be offered that far exceeds industry standards.

From the pristine cold waters of Norway and Iceland superior wild-caught protein sources such as Herring and Krill are harvested. For the Vegetable formula, *Spirulina pacifica* is included from Hawaii, an area which is world-renowned for the best quality *Spirulina* protein available. Other high value protein sources come from equally rich areas such as Atlantic Ocean and Arctic Sea.



Such premium proteins are an essential ingredient, not only providing vigour and growth for your fish but also help to fortify a greater immune system for



increased protection. It is little wonder, therefore, that these proteins feature as the most important component of all Fluval food formulations and up to 44% crude protein can be included.

Vitamins and minerals are further regarded an essential dietary requirement and Fluval includes a complete, balanced mix of choice nutrient-rich vitamins and minerals to help improve digestion, fertility, eyesight, immune and nervous system defence, bone structure and overall growth. All Fluval formulas are also rich in Omega 3 and 6, derived from quality salmon oil, which provides essential fatty acids to help maintain skin and fin condition and offer added protection from de-pigmentation as well as the harmful effects of cuts and scrapes. Not surprisingly, unlike many other fish foods available on the market today, Fluval foods do not include artificial colourings. All Fluval food formulations are only natural coloured due to the wholesome ingredients included.

A more recent discovery has been the benefits of highly nutritious Kelp, a rich source of Omega 3 as well as polyunsaturated fatty acids, proteins and complex carbohydrates. Valued as almost a complete diet, this rich food source is included in all Fluval food formulations and to ensure ocean stocks are managed in a sustainable manner, considerable measures have been taken to ensure harvesting is undertaken in an ecologically responsible way.



Look out for these new specially formulated fish foods which are available in a whole variety of types, both in flake and sinking pellet form, based upon staple and specialised diet formulations.



Staple foods such as Tropical flakes and pellets contain high levels of Atlantic Herring and Norwegian Krill to enhance fish colours and energy levels while also encouraging strong growth. Ingredients include herring meal 38%, krill 25%, shrimp meal 5%, mussel meal 3% and dried kelp 3%

plus potato meal, wheat flour, dried garlic, soy flour, turmeric powder and crushed insects. This gives a guaranteed analysis which includes a minimum crude protein content of 44%, crude fat minimum of 6% and crude fibre max of 4% together with optimal levels of calcium (minimum 1.5%), phosphorous (minimum 1%) and vitamins A, C, D3 and E.

Fluval's Goldfish Food is formulated to meet the nutritional needs of goldfish, Koi and other coldwater species and includes ideal levels of the proteins required by these coldwater fish types plus ingredients such as Norwegian Krill to ensure maximum colour enhancement. The full range of ingredients is composed of herring meal 18.9%, krill 17%, shrimp meal 10.5%, dried kelp, plus wheat, oat flour, potato meal, soy flour, dried garlic, fish oil, turmeric powder, dried yeast and crushed insects. The guaranteed analysis promises 30% minimum crude protein, crude fat minimum of 6% and a maximum fibre content of 4% all fortified with calcium (minimum 1.5%) phosphorus (minimum of 1%) and vitamins A, C, D3 and E.



Other specialised formulations include Cichlid Food which is high in proteins and enriched with earthworm meal to foster strong breeding instincts. Protein content is derived mainly from Atlantic Herring 21.6%, Norwegian Krill 18%, Atlantic shrimp meal 15% and Green Mussel meat 3% plus earthworm meal, fish oil and soy flour balanced with potato meal, dried yeast, dried garlic. As with all Fluval food formulations calcium, phosphorus and vitamins A, C, D3 and E are guaranteed to be included at optimal levels.



Fluval Colour Enhancing Food incorporates a higher percentage of Norwegian Krill to effectively bring out your fish's natural colour, while providing increased palatability. Suitable as a complete form of nutrition for all tropical fish and particularly useful for small species the natural colour enhancing

formula encourages vibrant colours plus health and vitality. Ingredients include krill 25%, herring meal 22% and shrimp meal 15% plus wheat, potato meal, dried garlic, soy flour, fish oil, dried yeast and crushed insects.

A very useful speciality food aimed foremost at feeding fish normally confined to a herbivorous diet is the Fluval Vegetable food. Formulated using Spirulina pacificia and 4 types of vegetables it is found that whilst it forms an excellent diet for herbivores it also makes a good supplementary food for carnivores and omnivores of both marine and freshwater tropical fish.



Spirulina is highly nutritious and a powerful source of antioxidant-rich pigments, fatty acids, unique mucoproteins for skin and fin condition as well as vitamins and essential trace elements. Ingredients are: dried Spirulina Algae 24%, herring meal 15%, krill 9%, shrimp meal 3% all supplemented with dried garlic, potato meal, wheat flour, wheat bran, plus dehydrated alfalfa, dried broccoli, dried cabbage and dried carrot. Traces of dried spinach, fish oil, dried yeast, flax seed oil and wheat germ meal are also present. Although the inclusion of animal protein is relatively low, the analysis shows crude protein to be a minimum of 35% with crude fat a minimum of 6% and crude fibre a maximum of 4%. This can be regarded a good result by comparison to some other herbivore diet foods.

The ingredients throughout the Fluval range have been chosen for their high nutritional value, to make the foods extremely palatable, supply optimum health and bright vibrant colours. Many processed foods try to achieve similar goals but fall short because they contain large amounts of ash (indigestible products) and phosphorus which create more waste therefore, more pollution.

Fluval foods are amongst the lowest foods tested for ash (maximum 10%) and phosphorous (minimal 1%) and therefore are easily digestible and create less waste.



# CTENOPOMA ANSORGII

By **BILL MYERS**

Most of us are familiar with, and have probably kept gouramis and other anabantoids also known as 'labyrinth fish'. These fish have evolved a labyrinth organ which enables them to breath atmospheric oxygen. Most anabantoids come from the Far East however, a few species not often seen in our retail shops come from Africa. *Sandelia* having two species while the genus *Ctenopoma* has up to a dozen.

*Ctenopoma ansorgii* is possibly the most beautiful of all the fishes in this genus. It carries vertical bars of bright blue and red, these extend into the dorsal and anal fins. These bars/stripes are seen the entire length of its body which reaches three inches in length, so that it appears somewhat snake-like. These fish prey on live food, so they must be kept with other fishes too large for them to swallow. As with *Bettas*, they like plenty of plants so they can hide during the day, but can be seen to feed in the evening. They prefer live food, but will eventually learn to take dried foods.



I obtained a pair of *C. ansorgii*, and the male was nearly twice the size of the female. I placed them in a five gallon tank with a no gravel and used stones and a flower pot to provide hiding places for the female. The male was very

aggressive and would chase the female if she came out of hiding. No air or filter was placed in the tank, as the fish seemed to be very still. The temperature was maintained at 78 to 83 degrees Fahrenheit. I also added blackwater tonic to the tank at half the recommended strength so that the water was a light amber colour. The water was soft and a glass cover was kept on the tank.



I placed some plastic floating plant for the male to build his bubble nest under. On the second day the male began to blow a nest. From that day on there was always a nest being built somewhere in the

tank. The fish spawned about every other day for about two months, and then slowed down to once a week. The male builds a very shallow nest and it will often get broken up. When the male has a nest built, he starts to circle under it and he adds more bubbles to the nest. When the female is ready, she swims up under the nest and taps the male on his side. The male *C. ansorgii* is much more patient than a male *Betta*. When the embrace is finally made, the fish slowly roll over onto their backs and drift down through the water as the eggs and sperm are expelled. Often, the pair have drifted away from the nest, however the eggs float up to the surface.

As the fish are nocturnal, spawning is always late evening and lasts until early next morning. I take the parents out immediately as they do not protect the eggs, and the female will also eat them. The eggs, are very small, clear, and difficult to see at the water's surface. I have tried scooping the eggs out and hatching them in with methylene blue or acriflavine but got a very poor hatching. With the parents removed, the eggs were allowed to hatch in old water and about 50 percent of them hatch. An average spawn seems to be about 50 eggs, and I usually get about 25 fry. The fry are light brown and hang from the surface. Two days after hatching the fry go to the bottom to hide in the mulm and will hardly be seen, if at all, for several days. When the fry go down, I begin feeding egg yolk at least two or three times a day. Today there are many very fine foods on the market and growth foods. At ten days the fry

start coming up and look for food, I then start feeding baby brine shrimp. I also take a small box filter, fill it with clean gravel, and place it in the tank with its lid off and bubbling very gently. You will have to judge if the tank needs to be syphoned off to remove excessive dirt or mulm, but always top up with mature water which is the same temperature as the tank water.



The fry start taking air from the surface at 21 days and the tank must be tightly covered at this time. I lost two complete spawns at 21 days before I realised that the cover did not fit tightly enough. The fry are extremely apt to die at this time if any draft or cool air passes over their tank. As soon as the fry pass this stage, supplement the brine shrimp diet with very fine flake food. Neither the fry nor even the adults will feed during the day, so I feed them at night, just before I go to bed.

I would not recommend this fish for the novice fish breeder and one should try some gouramis first as it takes a lot of time and patience to raise **Ctenopoma ansorgii** to maturity. The reward, however, will be outstanding for you so I can only say go for it and the best of luck..

**Editor's Note:** According to Fishbase, the correct name for this fish is *Microctenopoma ansorgii*, *Ctenopoma ansorgii* being a synonym.



# MEMORIES OF A HOT SUMMER EVENING

By MALCOLM GOSS

With the passing of the year, what can you remember about 22nd of August this year? It was one of those longish days, full of sunshine, with a temperature of around 30 degrees Centigrade. Well, that's what it was in Peter and Hanne's garden where they live, close to Hampton Court.

Peter and Hanne Quested are members of Hounslow & District A.S. and you may well have seen them at an open show or a club auction, but on this day they were hosts to Hounslow Club members at their Garden Party. Hanne laid on some wonderful food and drinks. It was so hot the extra gazebo and brollies added well needed shade. Quite a collection of members turned up, about 24 when I counted. There were nibbles, curry, meat loaf, all finished off with trifle, cheese cake with cream if you wished.

Of course, there was plenty of chatting, often interrupted by Hanne's grey parrot and while all this was going on there was a touch of wildlife spotting with a couple of foxes that got as close as a few feet away and sat down wondering what we were doing in this normally quiet garden.

Peter has his fish in his fish house while Hanne looks after her fish in three large aquaria and one corner bow front. They are keen Cichlid keepers, many Tanganyika and Malawi, they also keep Discus in the bow front tank. In the fish house, many species of cichlids have bred and have young in set ups that provide good conditions for them to spawn.

When dusk fell, Hanne provided candle lamps for each table, thus keeping the party going until late.

Members thanked Peter and Hanne for a wonderful time before going home.

**Editor's Note:** *If your club has had or is going to have a social event why not tell us about it. Any photos are always welcome.*

# WATERSPRITE

## Ceratopteris thalictroides

Twyla Lindstrom-Peters

# THE GREEN CORNER

Originally published in *Fins & Friends*, Regina Aquarium Society, Canada ([www.reginaaquariumsociety.ca](http://www.reginaaquariumsociety.ca))

This is one of my first and favourite plants. It was introduced to aquarists back in the 1930's. It is usually available, and reasonably priced. Watersprite is fast growing, very easily propagated and can be attractively utilised in a large number of ways.

Watersprite ("water fern" or "Indian fern") is found naturally in still or slow running waters in almost all tropical areas of the world. The soft leaves or fronds resemble chrysanthemum leaves. They are rich emerald green and vary with the amount of light it receives. In the water, submersed leaves are large and pliable. When the plant grows out of the water, the leaves become much more brittle, fleshier - almost like green twigs (but continue to propagate none the less).

This plant is rather unique in that it can be grown rooted in the gravel or a pot (often grows in excess of 60 cm. high), anchored to driftwood, rocks, etc., floating on the surface (excellent surface cover and shelter for young fish), or growing out of the water (roots become very dense and fibrous). It is also an excellent oxygenating plant and contributes to the biological filtration in the tank.



Watersprite thrives in most fresh water conditions preferring soft, slightly acid water and does best at temperatures above 20 degrees C. It likes moderate to bright, direct or indirect, incandescent, fluorescent and/or natural lighting. It doesn't seem to be hindered by algae growth, catfish scurrying, small amounts of fish nibbling (most cichlids devour it!) or snail infestations. (Warning: it burns rather quickly if using potassium permanganate to disinfect with.)

Watersprite propagates very easily by developing "babies" on the outer margins of it's leaves. Broken off leaves should be left to float as they too will soon grow babies . Once the roots are developed, the young plants can be gently pulled off the parent leaf although they often come off on their own.

The original plant is relatively short lived at about one year, but, during that year, I'm sure you will find that you will enjoy several more generations of them gracing your aquariums.





# PEACOCK GOBY

## *Tateurndina ocellicauda*

**Twyla Lindstrom-Peters**

Originally published in *Fins & Friends*, Regina Aquarium Society, Canada ([www.reginaaquariumsociety.ca](http://www.reginaaquariumsociety.ca))

These fish will always be one of the highlights of all that I've gotten to spawn. They are beautiful, small, peaceful, unusual, and unfortunately, never seen in Regina. I was so very fortunate to receive a beautiful pair from a friend in Calgary who knew I'd be thrilled to have them.

These little gobies come from New Guinea where they inhabit the freshwater lowland rivers and ponds of east Papua. They are members of the Eleotridae family which includes some other small pretty gobies but also some very large monsters like the *Oxyeleotris marmoratus* which grows to 20 inches and is rather homely.



The peacock goby grows to a maximum of three inches and likes soft, clean quiet waters. It does very well in a well planted, peaceful community tank. It does best at 72-79 degrees F. Literature suggests they require a pH of 7.0 and a hardness of 8 degrees. Mine did well in regular dechlorinated Regina water - no adjustments at all.

They are difficult to describe. Perhaps the best is to direct the reader to either page 201 of *An Illustrated Encyclopaedia of Aquarium Fish* by Gina Sandford or page 1074 of *Baensch Aquarium Atlas*, Volume 2. They are a soft blue and yellow with vertical red bands which extend into their fins. The female is usually smaller, slightly less colourful, and when ready to spawn, becomes rather rotund in the belly.

I placed the pair in a ten gallon long tank. It was dimly lit and tightly covered with a glass lid. I used a small sponge filter. Initially, the tank had 1/4-1/2 inch pebbles on the bottom. I propped a clean broken piece of a clay plant pot up



against the glass side so I could tell if they had spawned etc. The activity started within a week of their arrival! I fed them crushed flakes, live brine shrimp nauplii, and grindal worms. The female became plumper and soon the male was trying to coax her into the 'cave'. Once they were both in the cave, he fluttered beside her for about a day. The following morning, the female was out of the cave, unhurt but significantly slimmer.

Inside, the male was guarding a patch of eggs which were suspended to the clay pot by minute threads. The eggs swayed gently with the current from his fins. They were tiny, clear, peach coloured eggs. As the eggs developed, they darkened. Literature suggests they hatch in 4-6 days but mine took 7-8 days. I removed the piece of clay pot to a container on about day 4 and provided gentle aeration with an air stone. The male didn't appear too upset that the eggs were gone. I continued feeding the parent fish well and they spawned on a small piece of slate propped up against the glass about a week later.

Once the eggs hatch, the fry hang around the bottom for a few days and then get up and swim about. They resemble new rainbow fry at this point. Because they looked so small, I fed them microfood initially and after a few days, very small brine shrimp nauplii. I did 90% water changes daily and replaced the water very gently. I was surprised that I had only about 2 fry die in the first few weeks, and none since.

The first spawning was just over sixty days ago and the fry are now getting close to 1 inch long. They don't have their stripes yet but one can see their characteristic fins. I continue to aerate with just an airstone and maintain the daily water changes. Soon however, they will need a bigger home.

Baensch writes "*Tateurndina ocellicauda* is one of the smallest sleeper gobies and truly one of the most beautiful." It has been a pleasure to keep and have the beauties spawn.

# Tetra

## Created by experts to bring out the best in your fish



Superior to  
flakes

Excellent fish  
condition

Two formulas  
in one

Better water  
quality

Fish prefer  
Crisps!

The health and condition of your fish directly depends on the diet you choose for them. That's why Tetra's industry-leading research laboratories developed TetraPro Crisps, to overcome the drawbacks of flake foods. Produced at a lower temperature, and using a completely different production process, TetraPro offers better nutrition for unrivalled health and condition. It also results in less waste production, for improved water quality and clarity. The two-colour process used to make TetraPro also allows the introduction of two formulas into one food for concentrated benefits on top of a complete, balanced diet. What's more, fish prefer Crisps to flakes, meaning they get a diet they love, as well as one that keeps them in great shape.

For more information: [www.tetra.net](http://www.tetra.net)